

Scaled data based on original data using  
LM-79-08 Approved Method: Electrical and Photometric Measurements of Solid-  
State Lighting Products

Test Report Prepared for  
Cooper Lighting Solutions  
(formerly Eaton)

Brand: McGRAW-EDISON

Report Number: P385517

Luminaire Tested: **GWC-SA1A-750-U-SL2**

Issue Date: 3/3/2020

**Test Information**

Test Method: LM-79-08  
Report Number: P385517  
TEST IS SCALED FROM IESNA LM-79-08 TEST DATA (G2-1903-205-20)  
Test Lab: INNOVATION CENTER  
Issue Date: 3/3/2020  
Manufacturer: COOPER LIGHTING SOLUTIONS (FORMERLY EATON)  
Product Line: MCGRAW-EDISON  
Catalog Number: GWC-SA1A-750-U-SL2  
Description: GALLEON WALL LUMINAIRE  
(1) 70 CRI, 5000K, 615mA LIGHTSQUARE WITH 16 LEDS AND TYPE II SPILL LIGHT  
ELIMINATOR OPTICS  
Light Source: -  
Ballast/Driver: ELECTRONIC DRIVER

**Summary**

Lumens per Lamp: N/A  
Luminaire Lumens: 4874 lumens  
Efficiency: N/A  
Efficacy: 143.4 lumens/watt  
Luminous Opening: Rectangular (W 0.5' x L: 0.5' x H: 0')  
IES Classification: Type III - Medium  
BUG Rating: B1 - U0 - G2

Input Watts (W): 34  
Input Voltage (V): NR  
Input Current (Ain): NR  
Voltage Rise (V): NR  
Power Factor: NR  
Total Harmonic Distortion (THDi): NR  
Frequency (hertz): 60  
Stabilization Time: NR  
Operation Time: NR  
Ambient Temperature (°C): NR  
Test Distance: 24 FT

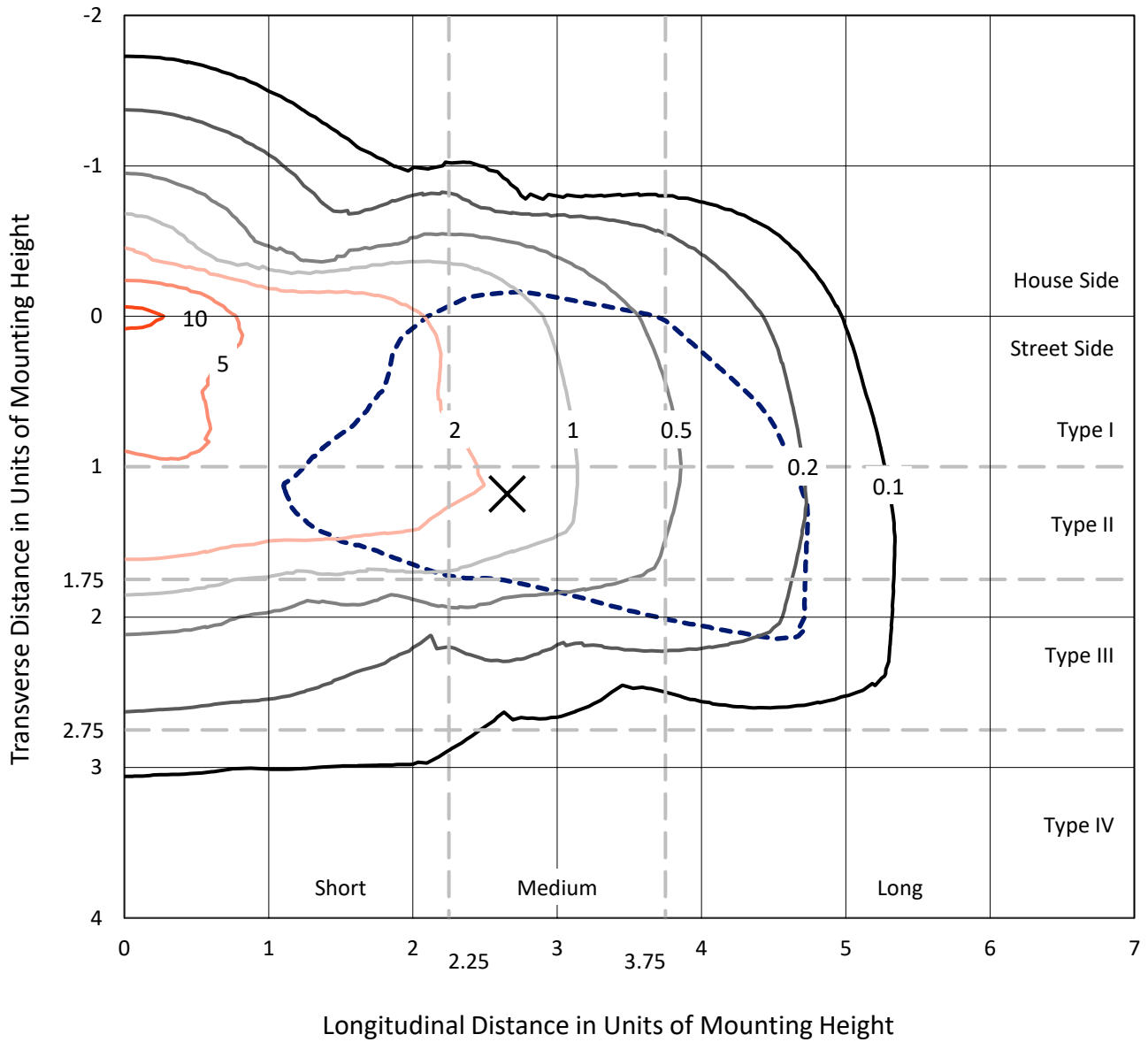


REPORT NUMBER: P385517

CATALOG NUMBER: GWC-SA1A-750-U-SL2

### Iso-Footcandle Lines of Horizontal Illumination

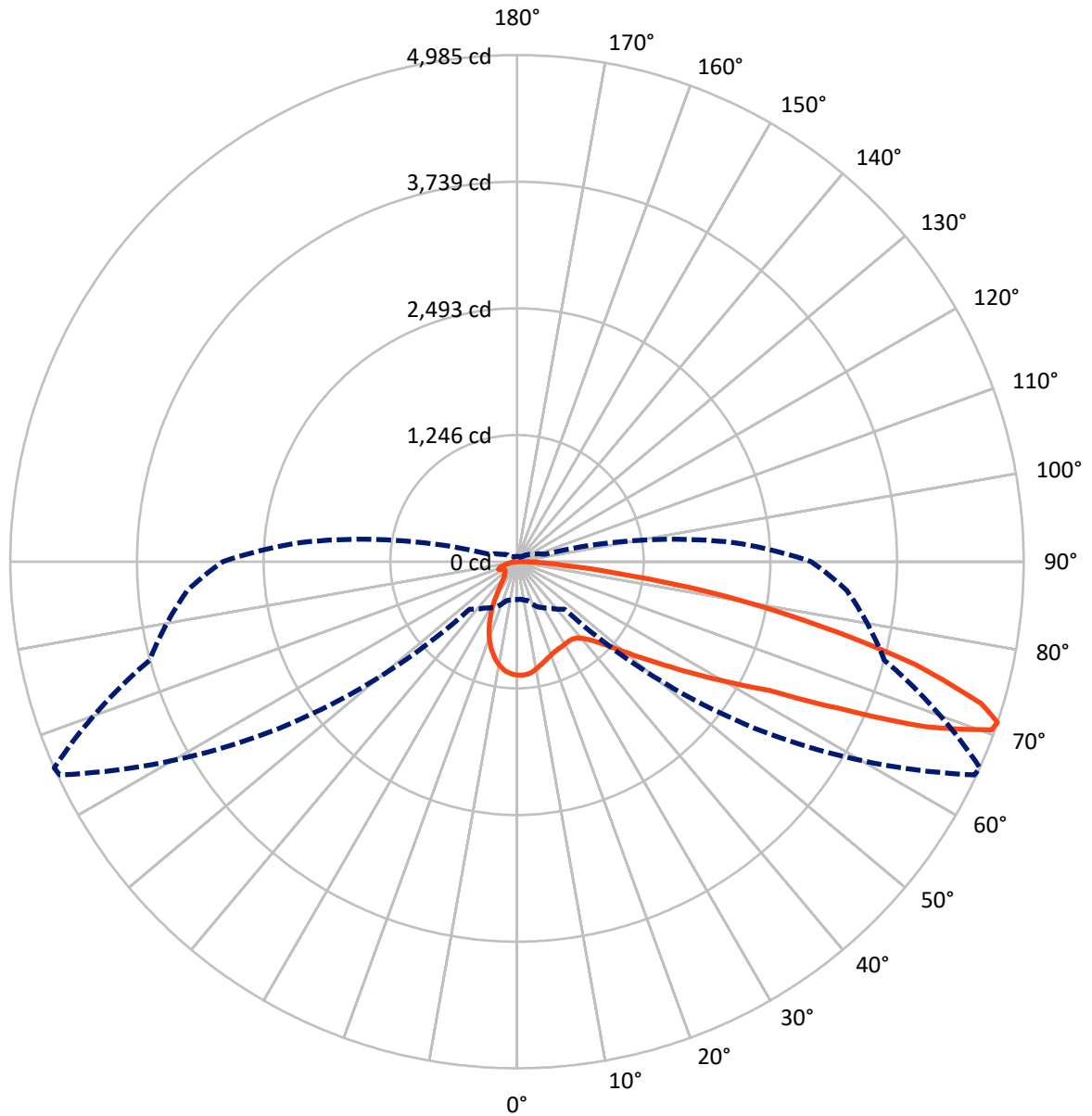
✕ Max cd  
 - - - 1/2 Max cd



Based on 10 foot mounting height. Maximum calculated value = 11.2 fc  
 Type III - Medium - N/A

REPORT NUMBER: P385517  
CATALOG NUMBER: GWC-SA1A-750-U-SL2

### Luminous Intensity Polar Plot



— Vertical Plane Through 66-Deg Lateral    - - - Horizontal Cone Through 71-Deg Vertical

REPORT NUMBER: P385517

CATALOG NUMBER: GWC-SA1A-750-U-SL2

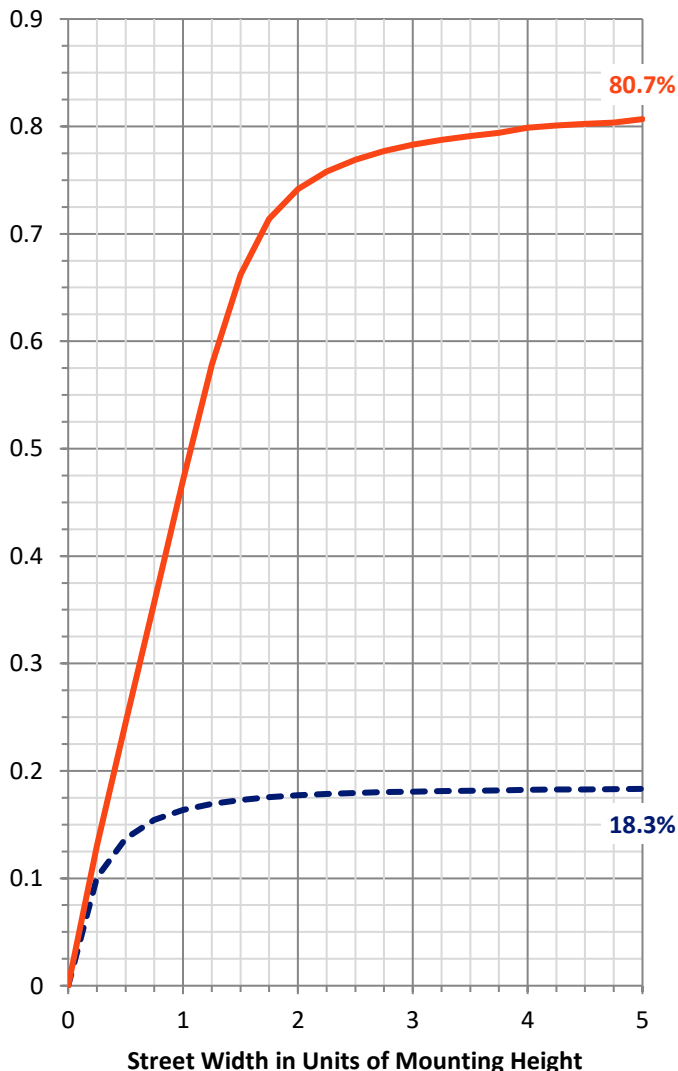
**FLUX DISTRIBUTION:**

		Downward	Upward	Total
<b>House Side</b>	Lumens	903.3	0.0	903.3
	% Fixture	18.5	0.0	18.5
<b>Street Side</b>	Lumens	3970.7	0.0	3970.7
	% Fixture	81.5	0.0	81.5
<b>Total</b>	Lumens	4874.0	0.0	4874.0
	% Fixture	100.0	0.0	100.0

**ZONAL LUMENS:**

Zone	Lumens	% Fixture
0°-10°	98.3	2.0
10°-20°	235.7	4.8
20°-30°	316.6	6.5
30°-40°	416.5	8.5
40°-50°	605.9	12.4
50°-60°	946.5	19.4
60°-70°	1185.7	24.3
70°-80°	904.4	18.6
80°-90°	164.2	3.4
90°-100°	0.0	0.0
100°-110°	0.0	0.0
110°-120°	0.0	0.0
120°-130°	0.0	0.0
130°-140°	0.0	0.0
140°-150°	0.0	0.0
150°-160°	0.0	0.0
160°-170°	0.0	0.0
170°-180°	0.0	0.0
0°-90°	4874.0	100.0
0°-180°	4874.0	100.0

**Coefficient of Utilization**



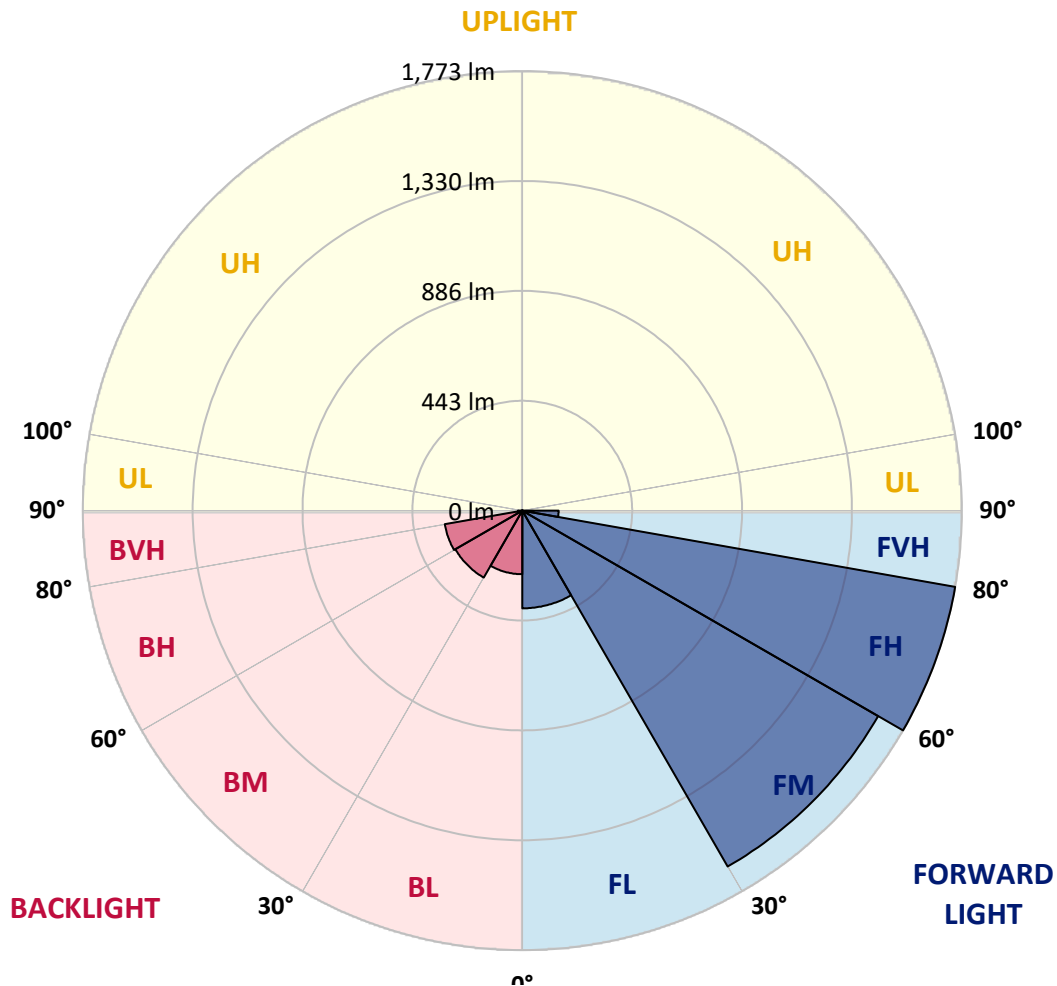
REPORT NUMBER: P385517

CATALOG NUMBER: GWC-SA1A-750-U-SL2

**LUMINAIRE CLASSIFICATION SYSTEM LUMEN TABLE AND BUG RATING:**

Zone	Lumens	% Fixture	Zone Rating/Lumen Limit		
			B	U	G
FL (0°-30°)	394.1	8.1			
FM (30°-60°)	1657.4	34.0			
FH (60°-80°)	1772.7	36.4			G1/1800
FVH (80°-90°)	146.5	3.0			G2/225
BL (0°-30°)	256.5	5.3	B1/500		
BM (30°-60°)	311.6	6.4	B1/1000		
BH (60°-80°)	317.4	6.5	B1/500		G1/500
BVH (80°-90°)	17.8	0.4			G1/100
UL (90°-100°)	0.0	0.0		U0/0	
UH (100°-180°)	0.0	0.0		U0/0	

**BUG Rating: B1-U0-G2**  
 Type III Medium





REPORT NUMBER: P385517  
 CATALOG NUMBER: GWC-SA1A-750-U-SL2

**CANDELA DISTRIBUTION (FULL):**

	0°	5°	15°	25°	35°	45°	55°	65°	66°	75°	85°
0°	1116.5	1116.5	1116.5	1116.5	1116.5	1116.5	1116.5	1116.5	1116.5	1116.5	1116.5
2.5°	1095.8	1094.2	1099.2	1104.4	1106.4	1109.8	1114.9	1117.7	1117.5	1118.1	1116.4
5°	1023.1	1021.0	1031.1	1039.3	1055.1	1073.0	1094.7	1110.1	1110.5	1119.2	1121.6
7.5°	954.3	952.8	964.4	977.7	996.1	1023.3	1058.5	1091.8	1093.8	1117.5	1125.8
10°	899.1	898.8	910.1	924.5	945.9	976.4	1016.7	1065.6	1068.6	1109.5	1126.5
12.5°	856.0	856.7	866.5	883.0	905.5	937.3	981.1	1036.1	1041.0	1096.7	1122.6
15°	824.2	826.9	834.8	851.5	873.7	906.0	951.0	1008.8	1016.2	1082.4	1120.4
17.5°	806.1	809.1	814.6	828.4	849.3	880.4	923.0	986.5	993.2	1071.4	1120.6
20°	800.7	803.2	806.4	814.8	832.5	860.8	901.0	966.3	973.5	1062.7	1122.3
22.5°	811.3	813.1	813.5	812.8	823.6	846.6	885.0	951.5	959.2	1057.0	1123.4
25°	834.0	836.5	834.7	828.4	824.9	839.0	876.7	941.7	949.4	1052.8	1121.1
27.5°	868.2	868.5	867.0	858.9	842.2	839.9	874.2	936.0	943.4	1047.9	1116.2
30°	914.6	916.8	914.1	903.2	875.9	853.3	877.2	930.4	937.2	1041.7	1108.3
32.5°	969.0	974.3	974.2	962.7	923.7	883.5	889.7	927.1	932.3	1035.1	1098.7
35°	1025.3	1032.7	1046.5	1041.7	993.4	931.1	913.6	932.4	936.0	1034.3	1092.0
37.5°	1083.9	1091.3	1119.7	1132.9	1076.3	999.2	951.3	951.5	953.1	1044.5	1091.5
40°	1145.1	1153.1	1195.8	1230.0	1183.9	1085.6	1012.0	991.2	989.3	1069.8	1101.4
42.5°	1231.0	1238.0	1289.4	1332.9	1303.2	1196.1	1096.0	1052.4	1048.6	1119.2	1133.2
45°	1339.5	1345.6	1400.1	1446.7	1431.4	1322.3	1201.5	1136.7	1136.1	1201.7	1197.7
47.5°	1468.6	1473.3	1522.3	1567.4	1572.9	1467.6	1334.1	1266.8	1255.9	1314.8	1297.4
50°	1603.0	1608.3	1641.6	1690.0	1731.3	1661.9	1504.8	1426.2	1411.5	1464.0	1438.8
52.5°	1692.1	1699.0	1727.9	1789.3	1909.3	1875.0	1706.5	1619.4	1597.1	1644.9	1625.6
55°	1652.3	1667.8	1712.1	1810.5	2051.7	2200.4	1955.4	1844.7	1819.6	1859.3	1847.9
57.5°	1471.8	1493.0	1553.4	1705.4	2071.7	2487.2	2331.7	2110.1	2092.4	2081.0	2086.2
60°	1141.8	1162.1	1237.0	1435.1	1932.2	2696.5	2898.0	2437.2	2411.6	2303.4	2308.1
62.5°	808.1	797.8	849.1	994.0	1570.1	2721.1	3542.3	2874.7	2790.6	2538.3	2517.6
65°	616.2	613.9	636.9	683.0	951.0	2427.1	3926.1	3610.1	3478.7	2814.7	2765.9
67.5°	506.4	502.1	524.9	592.0	612.4	1565.8	3934.6	4463.3	4334.2	3158.6	3052.9
70°	416.3	411.6	432.8	519.5	565.9	794.1	3311.4	4962.9	4956.0	3594.1	3269.7
71°	373.2	369.9	395.3	491.5	556.0	661.8	2859.1	4964.3	4985.0	3741.5	3256.9
72.5°	303.9	305.1	332.0	437.5	548.6	584.4	2101.3	4732.9	4776.6	3882.1	3140.6
75°	201.9	202.9	238.3	336.6	531.9	571.8	1154.9	3971.4	4051.9	3797.9	2865.8
77.5°	135.6	135.3	159.4	230.9	463.4	571.8	677.2	2970.3	3058.7	3022.0	2209.4
80°	93.4	92.7	109.7	159.4	350.9	578.7	523.5	2081.6	2108.4	1632.0	897.9
82.5°	57.2	57.7	71.7	112.6	238.8	520.8	494.2	1135.0	1105.9	457.7	224.3
85°	32.8	32.6	45.8	76.2	153.3	439.5	482.0	488.5	448.1	137.8	81.1
87.5°	11.8	12.6	24.6	42.2	87.8	306.1	408.9	254.1	229.0	62.3	36.7
90°	0.0	0.0	0.0	0.0	0.0	0.0	0.0	0.0	0.0	0.0	0.0



REPORT NUMBER: P385517

CATALOG NUMBER: GWC-SA1A-750-U-SL2

**CANDELA DISTRIBUTION (continued):**

	90°	95°	105°	115°	125°	135°	145°	155°	165°	175°	180°
0°	1116.5	1116.5	1116.5	1116.5	1116.5	1116.5	1116.5	1116.5	1116.5	1116.5	1116.5
2.5°	1115.2	1116.2	1115.0	1108.3	1102.6	1093.3	1088.1	1080.9	1078.7	1077.7	1080.4
5°	1119.4	1119.7	1109.8	1092.1	1072.3	1048.9	1032.1	1011.4	1001.6	997.4	1000.1
7.5°	1123.3	1121.8	1100.0	1066.2	1029.5	988.8	952.6	919.5	900.1	892.2	892.9
10°	1123.8	1117.4	1082.5	1030.2	973.3	913.6	858.1	806.9	774.6	753.6	760.0
12.5°	1118.6	1107.8	1056.8	983.6	904.7	823.2	748.2	671.4	625.3	604.0	604.6
15°	1114.5	1095.0	1025.2	928.7	822.7	714.9	612.4	522.2	473.0	451.2	440.9
17.5°	1111.2	1081.2	988.5	867.0	726.0	589.1	466.0	385.5	358.6	352.2	349.5
20°	1106.4	1066.6	947.6	795.5	615.7	448.5	340.3	300.5	300.7	308.1	309.1
22.5°	1099.9	1049.9	904.0	715.2	497.4	326.6	266.7	255.3	266.9	281.0	283.6
25°	1090.1	1030.2	855.5	626.5	379.3	251.1	227.9	227.3	241.5	256.3	258.5
27.5°	1076.3	1004.5	801.7	531.3	279.5	213.4	204.1	207.7	218.1	228.9	229.7
30°	1057.8	974.5	742.3	430.8	219.1	190.0	189.0	192.2	198.6	206.1	206.8
32.5°	1037.4	944.1	678.8	333.5	187.6	177.4	178.4	179.9	182.9	185.9	186.6
35°	1018.9	912.9	613.9	253.4	172.7	169.1	168.4	168.1	168.4	167.4	167.6
37.5°	1007.0	887.2	546.2	201.8	164.1	161.9	159.9	157.3	154.5	152.8	153.1
40°	1002.6	868.0	477.7	174.3	157.0	155.5	151.6	146.2	142.9	141.9	141.9
42.5°	1014.4	858.1	411.6	160.5	151.1	148.6	142.2	136.0	133.4	133.3	133.1
45°	1050.4	862.1	348.7	153.0	145.7	140.9	132.4	127.2	125.5	125.9	125.7
47.5°	1115.0	887.5	294.8	147.9	140.3	134.0	124.5	120.3	118.3	118.3	118.5
50°	1224.9	946.9	251.9	143.7	135.8	127.6	118.8	113.6	110.9	110.7	110.7
52.5°	1384.9	1053.3	225.2	140.2	130.8	121.8	113.1	106.5	103.3	102.7	102.3
55°	1585.5	1205.7	217.8	137.8	124.0	115.6	106.2	99.6	96.1	94.6	94.4
57.5°	1809.9	1391.2	232.4	135.0	117.1	108.2	98.6	92.4	88.7	86.8	86.7
60°	2036.9	1593.6	292.1	130.9	111.4	100.1	90.9	85.1	81.4	79.4	79.1
62.5°	2264.2	1807.0	414.1	130.6	107.4	92.4	83.0	78.1	74.5	72.4	71.9
65°	2520.7	2040.6	552.8	139.5	106.0	85.3	74.9	71.0	68.0	66.0	65.8
67.5°	2815.2	2304.3	539.5	157.8	110.6	78.9	67.3	64.3	62.1	60.4	60.2
70°	2953.3	2263.0	335.4	170.8	117.0	72.7	60.1	57.9	56.2	55.0	54.5
71°	2895.4	2148.8	281.2	169.3	116.3	70.0	57.2	55.5	53.8	52.8	52.3
72.5°	2737.6	1959.6	234.6	157.5	108.7	65.1	53.5	51.8	50.3	49.1	48.8
75°	2456.6	1750.1	187.8	125.9	86.7	55.0	47.0	45.1	43.9	43.2	42.6
77.5°	1805.8	1249.0	145.2	99.5	63.8	44.9	40.1	38.7	37.5	36.5	36.0
80°	691.8	483.8	97.8	74.2	46.8	35.5	32.3	31.6	30.5	29.8	29.8
82.5°	186.3	144.6	52.2	44.9	31.3	25.9	24.7	24.4	23.4	22.0	22.2
85°	75.4	63.8	29.3	24.7	19.2	15.3	16.7	16.8	15.7	14.0	14.1
87.5°	33.2	27.1	16.3	10.9	8.4	5.9	7.6	7.6	6.9	5.7	5.2
90°	0.0	0.0	0.0	0.0	0.0	0.0	0.0	0.0	0.0	0.0	0.0



Signify Classified - Internal  
Cooper Lighting Solutions Photometric Lab  
1121 Highway 74 South  
Peachtree City, GA 30269

Scaled Data Report



Report Generated By 670245982

Signify Classified - Internal  
Cooper Lighting Solutions Photometric Lab  
1121 Highway 74 South  
Peachtree City, GA 30269

Scaled Data Report



Signify Classified - Internal  
Cooper Lighting Solutions Photometric Lab  
1121 Highway 74 South  
Peachtree City, GA 30269

Scaled Data Report



Signify Classified - Internal  
Cooper Lighting Solutions Photometric Lab  
1121 Highway 74 South  
Peachtree City, GA 30269

Scaled Data Report



Signify Classified - Internal  
Cooper Lighting Solutions Photometric Lab  
1121 Highway 74 South  
Peachtree City, GA 30269

Scaled Data Report



--- HS — SS

Signify Classified - Internal  
Cooper Lighting Solutions Photometric Lab  
1121 Highway 74 South  
Peachtree City, GA 30269

Scaled Data Report



u

Signify Classified - Internal  
Cooper Lighting Solutions Photometric Lab  
1121 Highway 74 South  
Peachtree City, GA 30269

Scaled Data Report



Signify Classified - Internal  
Cooper Lighting Solutions Photometric Lab  
1121 Highway 74 South  
Peachtree City, GA 30269

Scaled Data Report



(END OF REPORT)